



TULE RIVER TRIBE PUBLIC HEALTH AUTHORITY Covid-19 Situational Report

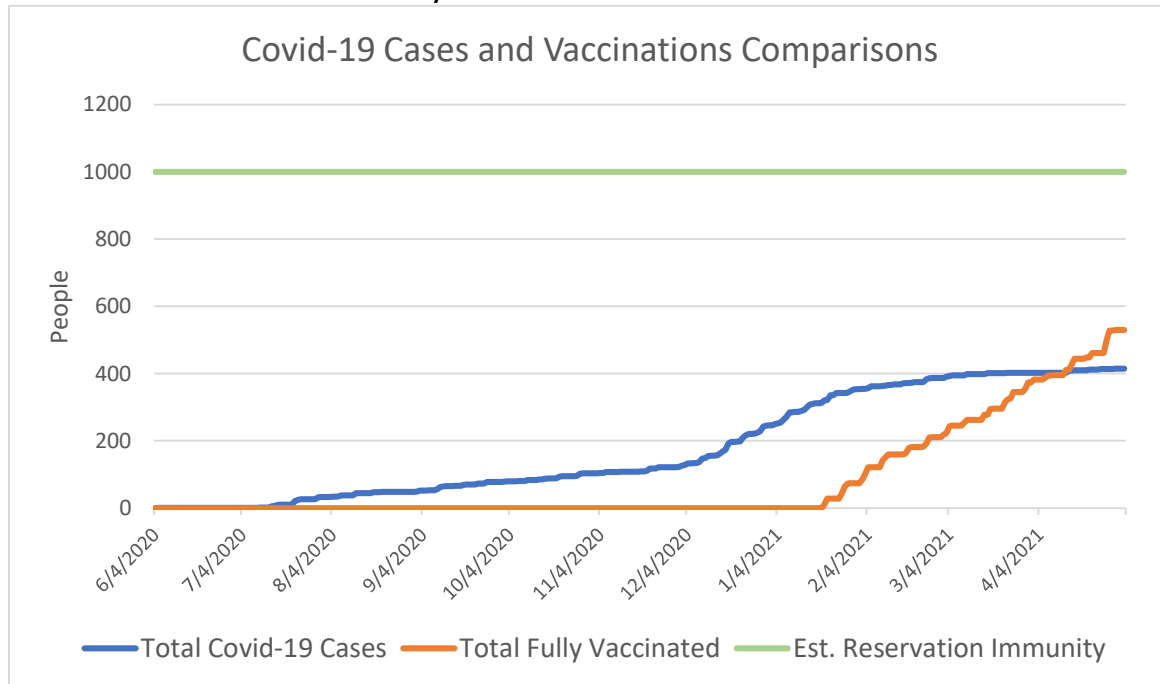
As of May 4, 2021, at 12:00PM

Key Takeaways

- 1 new positive case in the last week on the Tule River Indian Reservation, which has stayed the same since the last report.
- 7 active cases on the Tule River Indian Reservation, which is an increase of 2 since the last report.
- 530 people are fully vaccinated from TRIHCI, which is 2 more than the last report.

Comparing Covid-19 Cases and Vaccinations

The graph below compares the number of Covid-19 cases (blue) with the number of people fully vaccinated (orange). We need approximately 1000 people to be vaccinated to protect the entire community. The green line represents our goal to reach 'Reservation Immunity.'

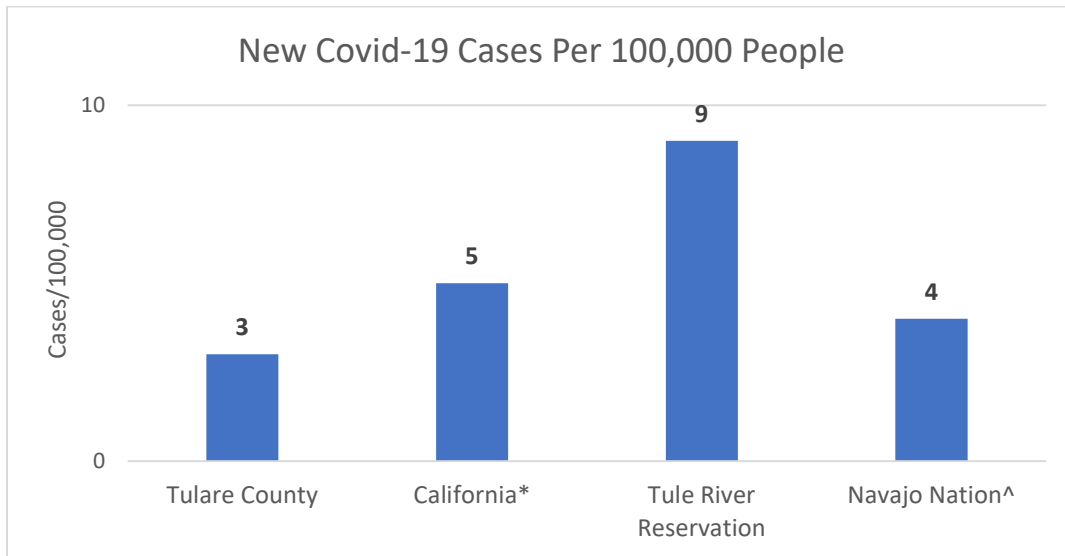


New Cases

New Cases Last 7 Days

On Reservation: 1

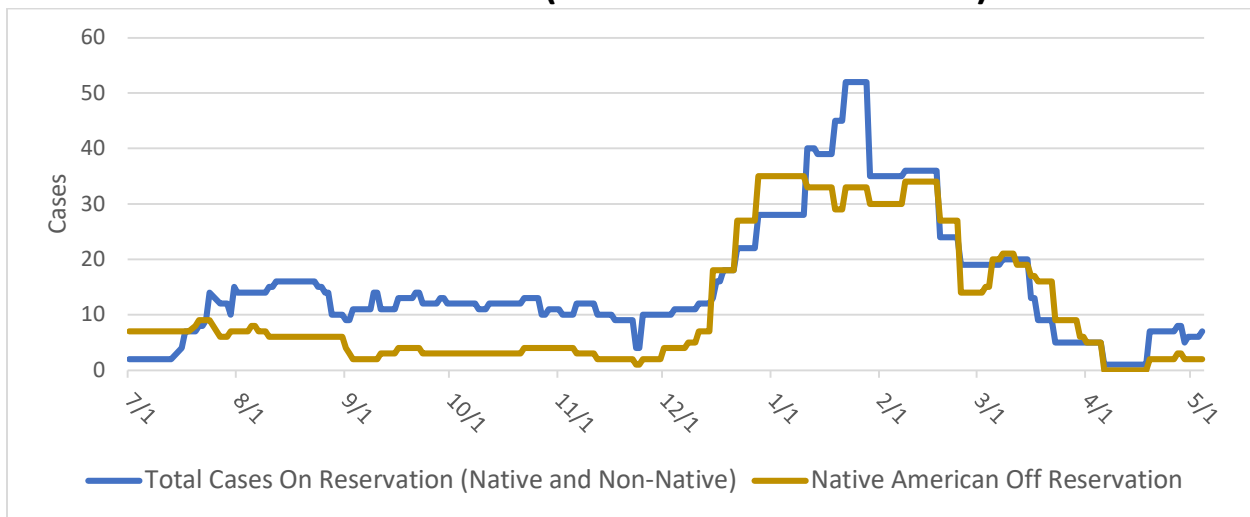
Off Reservation: 0



“New cases” are everyone who tests positive for Covid-19 for the first time within the last 7 days. The graph below compares the rate of new cases with other areas. Data is based on the following sources: *<https://covid19.ca.gov/safer-economy/> ^<https://www.ndoh.navajo-nsn.gov/COVID-19/Data>

Active Cases

Active Positive Cases: 9 (7 on & 2 off reservation)



“Active cases” are everyone that currently has Covid-19 on the reservation. This number is different from new cases because active cases may have first tested positive more than a week ago. New cases are only those that have tested positive within the last week.

Cumulative Cases

Cumulative Positive Cases*: 417 (213 on & 204 off reservation)
 Recovered:[†] 407 (205 on & 202 off reservation)
 Deaths: 1

Cumulative cases are all cases of Covid-19 diagnosed at the Tule River Indian Health Center of residents of the reservation or other patients of the center.

Quarantine

Number in Quarantine: 12 (11 on & 1 off reservation)

Quarantined individuals are those with a known direct exposure to a positive case of Covid-19. They are ordered to stay within their residence or another facility for up to 14 days.

Vaccine Distribution

Total Vaccinated							
	TRIHCI	First Responders	Tribal Elders	Essential Workers	High Risk Patients	18 and over	Total
First Dose Only	2	1	10	27	25	13	78
Fully Vaccinated	37	12	211	215	55	0	530
Est. Total Population	85	41	326	578	420	300	1540
Percentage Vaccinated	44%	29%	65%	37%	13%	0%	34%
						Total Doses	1138

Covid-19 vaccines are currently available from the Tule River Indian Health Center to all residents of the Tule River Indian Reservation and all Tule River Tribal members. Please contact the Public Health Authority at 559-853-6123 to schedule your appointment today.

Citations

To date, the Tule River Tribal Police have issued **8 citations** for not complying with PHA Orders.

If you have questions or comments about the situational report, please email pha@tulerivertribe-nsn.gov or call (559) 853-6123.

* Total Cases include all residents of the Tule River Indian Reservation and Native non-residents

† Recovered includes those that are or lost to follow-up and have been released with doctor's permission.